



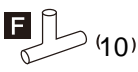
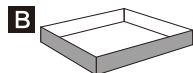
Assembly Instructions

For Tent Size:


600x300x200-230cm

COMPONENTS


(A)Tent,(B)Floor Tray,(C)Filter Straps,
(D-F)Corner Adapter,(1-5)Framework Support



15 pcs



15 pcs



20 pcs



16 pcs



6 pcs



6 pcs

Set up the frame as below.
Unzip zips on front(has logo),left and right side.

Don't unzip back zips !

First Gently pull up the top of tent shell on the frame
make sure all corners are squarely in place.

Having a helper makes this process easier.

Then pull the bottom of tent shell under
the base of tent frame properly.

Zip zips on left and right.

Put all hanging bars on the top of frame.

Put all trays on the floor.

Zip front zips.

