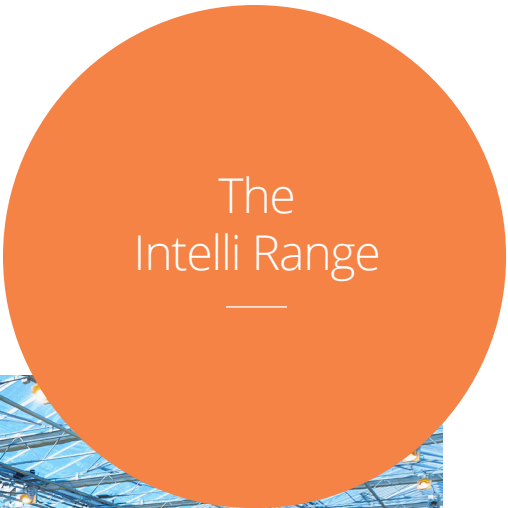


IntelliGrow

IntelliGrow is a cloud-based solution allowing growers to access, set, monitor and manage their IntelliDose or IntelliClimate control systems - anywhere, anytime.



The Intelli Range



Remote management

With IntelliGrow, your Intelli devices are accessible via your web browser so you can control your growing operation remotely from your phone, tablet or computer. IntelliGrow gives you complete visibility 24 hours a day, and enables you to manage multiple locations from the comfort of your office, using a single sign on.



Disaster proof

All settings and data are backed up to our secure servers reducing the risk of data loss and preserving all your configuration settings.



Alerts via email, SMS and mobile push notification

IntelliGrow notifications can be sent via email and/or text message when an alarm is triggered. Each device can have their own parameters, ensuring you are only notified of situations important to the location.



User-friendly dashboard

Intelligrow's dashboard shows an instant view of key metrics, providing insight into your growing operation.



Set your schedule online

IntelliGrow allows you to schedule your entire grow cycle in one go, online, from anywhere. Complex nutrient lines require different ratios each week, now you don't need to be there! Going out of town and need to adjust your climate settings? Schedule all your changes at once and IntelliGrow will take care of it for you.



Better retrospective analysis

IntelliGrow will record your nutrient levels, pH levels, temperatures, humidity, CO₂ and more. Use this historical information to improve your production.



Use the tools you love

Access IntelliGrow using your PC, Mac, tablet or mobile devices.

Visit us at www.autogrow.com/intelligrow for more information.

IntelliGrow available at your mobile app store.



IntelliLink

The IntelliLink provides internet connectivity to Intelli devices, allowing remote accessibility to IntelliGrow - no need for a dedicated on-site computer.

In the box

IntelliLink

3m Ethernet cable

5V DC 2.5A power supply with universal plug

3m USB cable

Connectivity:

Ethernet cable

WiFi



IntelliGrow

Better growing control, more freedom

Manage your growing operation anywhere, anytime by logging in on your Mac, PC, tablet or phone.

Base today's decisions on real-time data

Leverage 5 year historical grow data to make smarter, data-driven decisions.

Best in class infrastructure

Protect your growing data with enterprise level data security, at small business prices.

Keep your site running smoothly

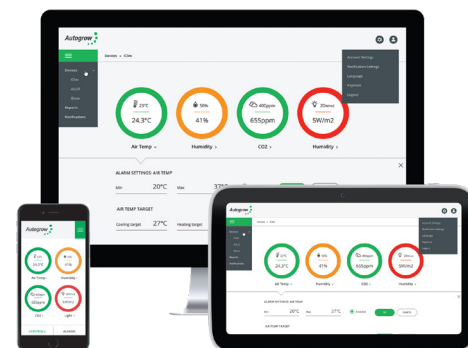
Invite Autogrow's experts to log in remotely when you need them.

We'll handle the tech

Seamless product updates mean you get more tools, without any disruption.

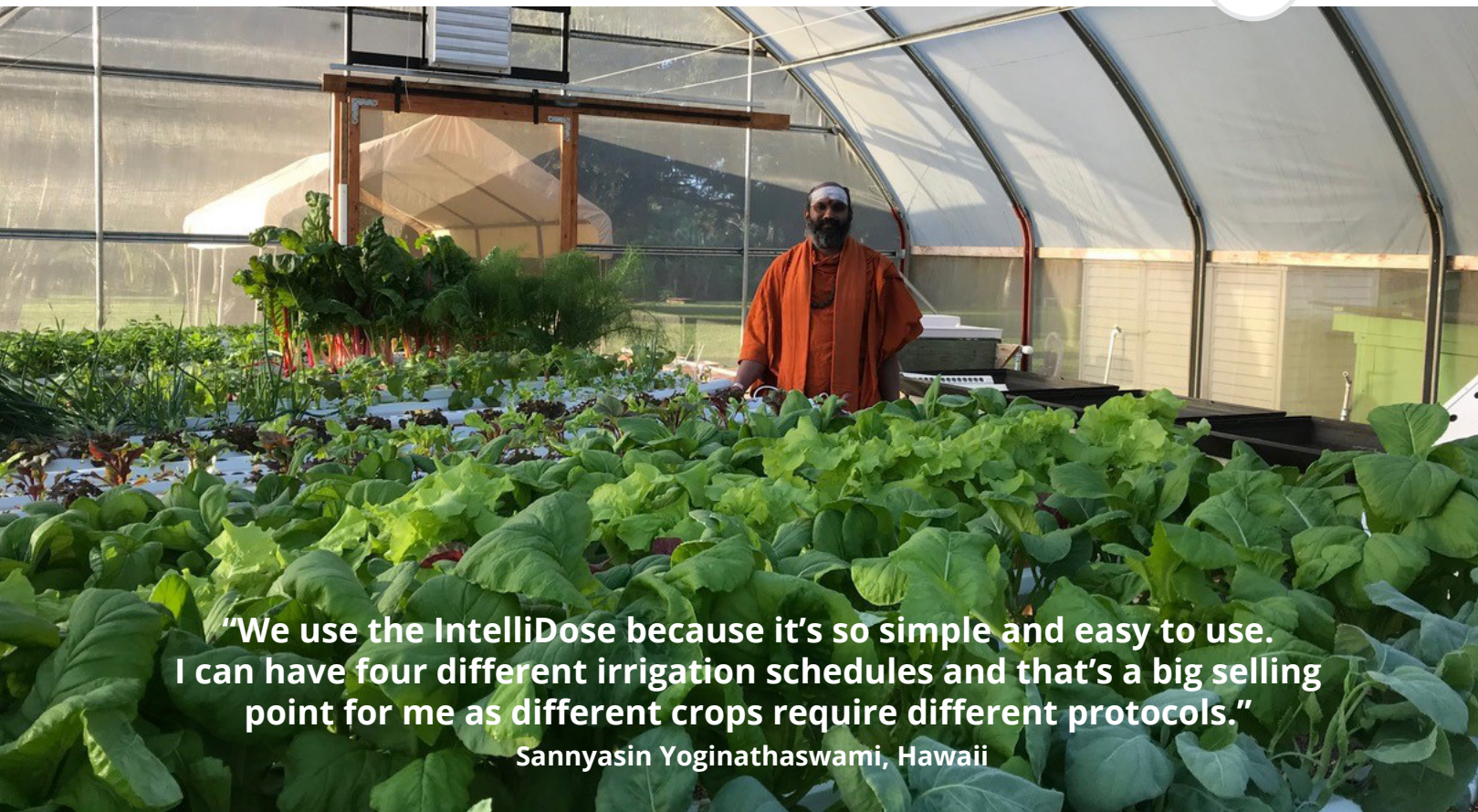
Scale as your business grows

Whether you have a single compartment or many, IntelliGrow will work for you.



IntelliDose

Automatically manage your nutrient and pH levels, set remote alarms and data-log your progress with one simple controller.



"We use the IntelliDose because it's so simple and easy to use. I can have four different irrigation schedules and that's a big selling point for me as different crops require different protocols."

Sannyasin Yoginathaswami, Hawaii

The IntelliDose sets the industry standard for a small commercial auto-dosing.

Dose up to a 9-part blend (nutrients, additives, pH adjuster) while maintaining your preset EC and pH settings.

Why IntelliDose?

- You can access your control system remotely through IntelliGrow
- You can dose up to 8 nutrient parts
- You can run up to 4 irrigation stations



In the box

IntelliDose	24V DC 2.5A power supply with universal plug
EC probe	3m USB cable
pH electrode	Mounting hardware
Sample pot with all fittings	Instruction manual
Calibration solutions (to get you started)	



Super easy to use

The large, interactive screen allows you to easily move between calibrating, set-points, alarms and configuration. If you can program a number into a cell phone, you can program your IntelliDose.



Run up to four irrigation stations

The IntelliDose can run up to 4 irrigation stations, allowing different areas of your grow space to be watered on different schedules. Use one reservoir or have a pump feed each station at different times. You can also set your system to only irrigate during the daytime.



Works with any nutrient line

Any nutrient line can be used with the IntelliDose - liquid or powder. Simply determine your proper dilution ratios (don't worry, we can help) and the IntelliDose will keep the reservoir at your perfect recipe 24/7.



Peristaltic pumps

Peristaltic pumps allow you to have all of your nutrient stock tanks on the ground, allowing for much larger quantities of pre-mixed solutions. This lowers the chance of leaks and spills, and will cut down on your labor. Autogrow's peristaltic pumps are heavy duty, pumping 300ml/minute and can run any size reservoir (even over 1,000 gallons!) with ease.

Additional options

- Heavy duty triple peristaltic pump
- Single peristaltic pump
- Twin relay box

Subscribe to IntelliGrow

IntelliGrow is a cloud-based solution allowing growers to access, set, monitor and manage their Intelli control systems - anywhere, anytime.

Visit www.autogrow.com/intelligrow for more information.



Features and Specs

Features:

- Controls all growing methods - NFT, DFT/DWC, soil, media, drip, and aeroponics
- Measure nutrients in EC/CF/TDS (500/640/700 scale)
- Lower or raise pH
- Able to set different EC for day and night
- Able to lower EC by adding water
- Receive or SMS alerts
- Irrigation pump outputs
- Fail-safe dosing shut offs

Specs:

- 9 outputs 24VDC (or same voltage as supplied by plug pack)
- Nutrient measurement units EC, CF or TDS (500/640/700)
- Measured range 0.00 to 9.99EC, 0.1 to 99.99CF, 0 to 7000PPM
- Nutrient resolution to .01mS/cm, 0.1CF
- Nutrient measurement accuracy +/-0.1EC, 1.0CF or 10PPM (temperature compensated)
- Nutrient dosing range 0.00 to 5.99EC, 0.1 to 59.9CF, 0 to 4200PPM
- pH resolution and accuracy - 0.1pH
- pH measurement range 2pH to 12pH
- Nutrient and pH dosing times settable from 0 minutes to 254 minutes
- Dosing interval settable from 0 minutes (continuous dosing) to 254 minutes
- Sequential dosing to prevent power surges
- Solution temperature accuracy 1°C/2°F
- Temperature range 0-50°C/32-125°F
- Operating temperature range 0-50°C/32-125°F (not in direct sunlight)
- Power source - 120V/240V into 24VDC plug pack (supplied)
- Dosing shut off
 - if nutrient is below 0.1EC, 1.0CF, 10PPM
 - if pH is below 4.5 or above 8.0
 - if dosing effect is counterintuitive (by dosing pH lower, the measured pH goes up)

IntelliClimate

Automatically manage all aspects of your climate - from temperature to lighting, CO₂ to humidity, all in one simple controller.

Do you need an easy solution to control your indoor environment?



Designed specifically for the indoor grower, the IntelliClimate controls all aspects of your growing environment.

No comparable controller on the market gives you this much accuracy, efficiency and commercial grade control!

Why IntelliClimate?

- You can access your control system remotely through IntelliGrow
- You can schedule based on growth cycles
- You can manage all aspects of your climate

In the box

IntelliClimate

24V DC 2.5A power supply with universal plug

EnviroSensor (temperature, humidity, light, CO₂)

3m USB cable

Magnetic door switch

Mounting hardware

Instruction manual



Complete control

Working as a complete climate controller, the IntelliClimate will utilize every peripheral available to maintain your exact climate needs. The IntelliClimate is constantly evaluating and making decisions based on current attributes of the growing area.



Super easy to use

Easily move between set-points, alarms and configuration. Our step-by-step instruction manual makes set-up a breeze.

Additional options

EnviroSensor

It is recommended that a second sensor is used in rooms larger than 20' x 20' to get a more accurate reading. The IntelliClimate will take an average of both readings and make climate control decisions based on the average.

Magnetic door switch

The magnetic door switch is used with the IntelliClimate as an intruder alarm. When the switch is triggered, an alarm can alert you that someone has entered the room or protect against dangerous CO₂ levels.

Outside temperature sensor

The outside temperature sensor can be used with the IntelliClimate to monitor outside temperatures. This is important if you are using outside air to cool your room down. In warm climates it is sometimes too warm to bring outside air in, so the unit will need to switch over to air conditioning.

Light overtemp switch

The light overtemp switch is useful where air-cooled lights are used. If the light-cooling fans fail and the room starts to overheat, the sensor contacts will open, the light is turned off and the alarm triggered.

Features and Specs

Features:

- Built in fail-safes to ensure the room will continue to function if there is an equipment failure
- Alarms on all the settings, as well as an intruder alarm
- Pre-installed growth stage schedules, if desired
- Daily CO₂ and Light Integration stats

Specs:

- 9 outputs 24VDC
- RH resolution ± 2% and accuracy
- Temperature resolution and accuracy 0.5°C/32.9°F
- Temperature sensor range 0-50°C/32-125°F
- Operating temperature range 0-50°C/32-125°F (not in direct sunlight)
- CO₂ resolution and accuracy 50ppm
- Power source - 120V/240V into 24VDC plug pack (supplied)
- Outputs will have the same voltage as the supplied voltage from the power pack
- Supplied with 3m USB cable



Subscribe to IntelliGrow

IntelliGrow is a cloud-based solution allowing growers to access, set, monitor and manage their Intelli control systems - anywhere, anytime.

Visit www.autogrow.com/intelligrow for more information.

Get in touch

✉ sales@autogrow.com

🐦 @autogrow

📘 @autogrow