




GROWSABER ULTRA LED INSTRUCTION MANUAL



- Turn ON/OFF
- Dimmable Power
- Adjustable Colour Temperature
- Wireless Sync
- Cold White 6500K
- Warm White 3000K
- Natural White 4200K
- Night Mode
- Memory Function

Memory Function:

- Once desired parameters are reached, press and hold the M1 or M2 button for 3 seconds (maximum 1 saved setting per M button).
- Press M1 or M2 to activate their respective saved settings.

Specifications:

Battery

CR2032 3V

Max Control Distance

30M

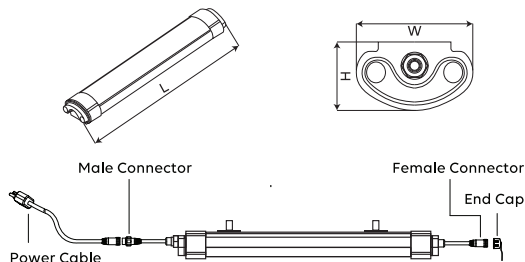
Sync Controller to Growsaber:

- Connect Growsaber to power supply, ensure power is on.
- Within 5 seconds of powering on, press the button 3 times.
- If synced, the Growsaber will flash 3 times.
- If unsuccessful, power off the Growsaber and wait 5 seconds before next attempt.

Desync Controller from Growsaber:

- Turn off the power supply for 5 seconds.
- Connect Growsaber to power supply, ensure power is on.
- Within 5 seconds of powering on, press the button 5 times.
- If desynced, the Growsaber will flash 5 times.
- If unsuccessful, power off the Growsaber and wait 5 seconds before next attempt.

HORTITEK'S GROWSABER ULTRA LED delivers maximum grow light with an adjustable spectrum (3000K - 6500K) to suit all stages of growing, with dimming capability to control the intensity. Connect multiple GROWSABER ULTRA LEDs with daisy chaining, all controlled from a single wireless remote control. GROWSABER ULTRA LEDs are dust proof & water resistant.



20W / 600mm (L608 x W84 x H46)

POWER	VOLTAGE	MAX CURRENT	DAISY CHAIN	MAX PPF	PPF EFFICACY	COLOUR TEMPERATURE	CRI	BEAM ANGLE	IP RATING
20W	240V 120V	0.11A 0.22A	UP TO 55 LEDs UP TO 27 LEDs	33 μ mol/s	1.66 μ mol/J	3000K - 6500K	78%	120°	IP65

30W / 900mm (L908 x W84 x H46)

POWER	VOLTAGE	MAX CURRENT	DAISY CHAIN	MAX PPF	PPF EFFICACY	COLOUR TEMPERATURE	CRI	BEAM ANGLE	IP RATING
30W	240V 120V	0.14A 0.28A	UP TO 45 LEDs UP TO 22 LEDs	50 μ mol/s	1.66 μ mol/J	3000K - 6500K	78%	120°	IP65

40W / 1200mm (L1218 x W84 x H46)

POWER	VOLTAGE	MAX CURRENT	DAISY CHAIN	MAX PPF	PPF EFFICACY	COLOUR TEMPERATURE	CRI	BEAM ANGLE	IP RATING
40W	240V 120V	0.19A 0.38A	UP TO 35 LEDs UP TO 17 LEDs	65 μ mol/s	1.66 μ mol/J	3000K - 6500K	78%	120°	IP65

60W / 1500mm (L1508 x W84 x H46)

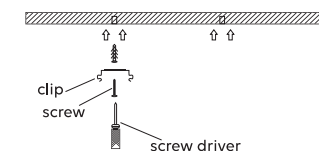
POWER	VOLTAGE	MAX CURRENT	DAISY CHAIN	MAX PPF	PPF EFFICACY	COLOUR TEMPERATURE	CRI	BEAM ANGLE	IP RATING
60W	240V 120V	0.29A 0.58A	UP TO 25 LEDs UP TO 12 LEDs	95 μ mol/s	1.66 μ mol/J	3000K - 6500K	78%	120°	IP65

NOTES

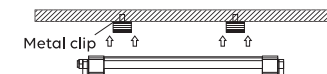
- Ensure that there is no visible damage before installing or using this product.
- Ensure that selected power supply is switched OFF during installation.
- Keep away from hot objects and open flames.
- Do not install underwater or in water soaked areas.
- Avoid touching the Growsaber during operation.
- Do not use Growsaber if power cable damaged.
- Do not look directly into the Growsaber during operation.
- Do not attempt to service or replace LEDs in the Growsaber yourself.

INSTALLATION INSTRUCTIONS

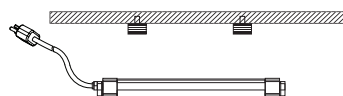
A. Tightly mount clips using screws



C. Attach Growsaber to clips



B. Connect Growsaber input cable to power supply



D. Adjust and Daisy Chain as required

