



Torpedo DC

MIXFLOW INLINE FAN



This high performing variable speed mixflow fan is designed to service longer ducts and large rooms. A quiet powerhouse ideal for high-condensation and mould prone areas.

- Energy efficient DC motor
- Selectable 24/7 continuous trickle ventilation, 10 minute run on timer or standard on/off operation
- Ideal for larger rooms, bathrooms & laundries
- Variable fan speed to easily adjust airflow & noise levels
- Motor can be rotated within its housing bracket for installation flexibility
- Maintains fresh and healthy air circulation



AVAILABLE EXTRAS

For TORPDC100

- VAD100** Ø100mm 3m Alum Ducting (or any Ventair 100mm ducting)
- V100FG** Ø100mm external grille
- V100WRIG** Ø100mm Adjustable White Round Interior Vent

For TORPDC150

- VAD150** Ø150mm 6m Alum Ducting (or any Ventair 150mm duct)
- V150FG** Ø150mm external fixed grille
- V150WRIG** Ø150mm Adjustable White Round Interior Vent

For more accessories, visit ventair.com.au

INCLUDES

- 1 x Inline Fan
- 1 x Instruction Manual
- 1 x Warranty card

INSTALLATION

Installation: Electrician required*

Warranty: 3 Years

Qualified Electrician required only for use of 24/7 and 10 minute run on timer features.

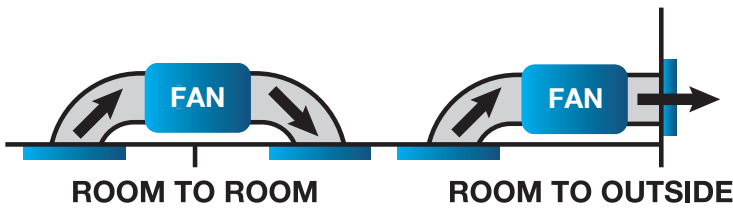
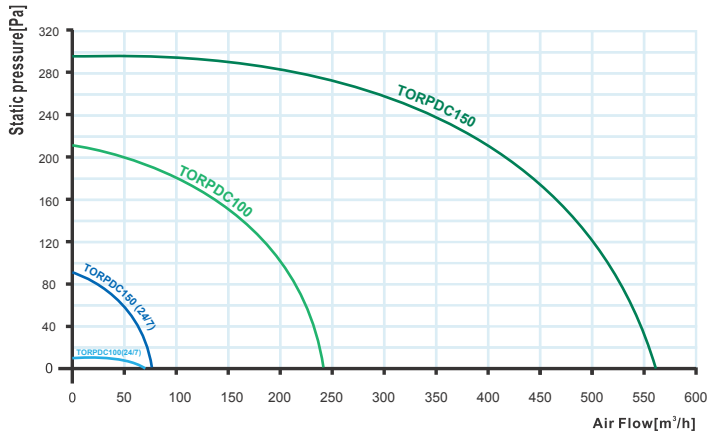


Ultra efficient 3 in 1 featuring **24/7 continuous and timed mould reduction technology** for a healthier home

Torpedo DC

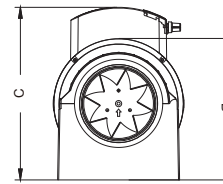
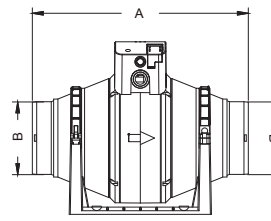


AIRFLOW PRESSURE

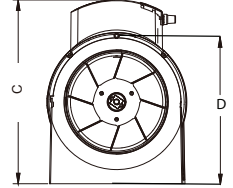
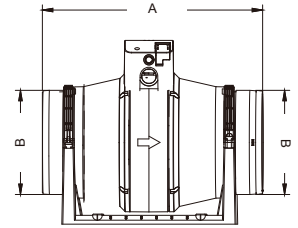


DIMENSIONS

TORPDC100



TORPDC150



	A	B	C	D
100	297.2mm	Ø100mm	237.5mm	173mm
150	317.2mm	Ø150mm	264.6mm	200mm

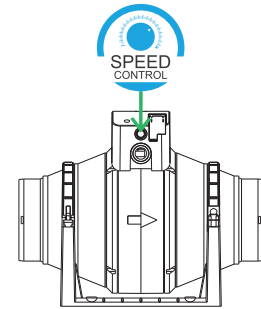
EXHAUST

Model:	TORPDC100		TORPDC150	
Motor Type:	DC		DC	
Rated Voltage:	220-240V~ 50Hz		220-240V~ 50Hz	
IP Rating:	IPX4		IPX4	
Draft Stopper:	Yes		Yes	
Duct Size:	Ø100mm		Ø150mm	
Min. Install Depth:	238mm		265mm	
Air Delivery:	24/7 68 m³/h	Standard (Adjustable) 68-240 m³/h	24/7 65 m³/h	Standard (Adjustable) 65-561 m³/h
Motor Power:	10 Watts	10-28 Watts	2.4 Watts	2.4-40 Watts
Noise Level (at 3 metres):	29dB(A)	37dB(A)	24dB(A)	47dB(A)

SHIPPING


	TORPDC100	TORPDC150
Packaging Size:	306(L) x 181(W) x 250(H) mm	316(L) x 206(W) x 270(H) mm
Gross Weight:	2.07kg	2.74kg
Carton Size:	387(L) x 321(W) x 525(H) mm	437(L) x 331(W) x 565(H) mm
Carton Weight:	9.38kg	12.26kg
Carton Qty:	4 Pieces	4 Pieces
Pallet Qty:	128 Pieces	128 Pieces

Model	Outer Carton	EAN13 Barcode
TORPDC100	19339310015564	9 339310 015567 >
TORPDC150	19339310015571	9 339310 015574 >



SELECTABLE SWITCH

- Standard**
Simply turn on or off as required.
- 24/7 Continuous Trickle Extraction**
Creates a healthier living environment by encouraging constant air change.
- 10 Minute Run On Timer**
Continues to operate for 10 minutes after switching off.



Check out the whole
Mould Reduction
Tech Family!



4 Capital Place
Carrum Downs, VIC, 3201

T: 03 9775 0556

E: orders@ventair.com.au

www.ventair.com.au |